


Print The Supplement at home on A4 to make an **A5 BOOKLET**. Download **PembSupp21\_HomePrint.pdf** and follow this guidance. These notes apply for **DOUBLE-SIDED PRINTING**. Test your printer settings to ensure tops of fronts and backs are aligned. A long-arm stapler will be needed to finish the job – high street printshops may be able to help – or improvise. The finished pages should be folded in half to complete the booklet.


The pdf has 28 pairs of 2 page sets. Using 1-28 page numbering of the pdf, Page 1 backs Page 2, Page 3 backs Page 4 and so on. These numbers are shown here in **LARGE BOLD TYPE**. Using the 1-53 page numbering of the A5 booklet (the Front and Back Cover and the Inside FRONT Cover are un-numbered), follow the notes and numbers beneath this pagination plan.




BACK & FRONT COVERS BACK INSIDE FRONT & INSIDE BACK (P53)



2




3




4

P52 & P1 BACK P2 & P5




5

P50 & P3 BACK P4 & P49




6




7

P48 & P5 BACK P6 & P47



8




9

P46 & P7 BACK P8 & P45




10



11

P44 & P9 BACK P10 & P43




12




13

P42 & P11 BACK P12 & P41



14



15

P40 & P13 BACK P14 & P39



16



17

P38 & P15 BACK P16 & P37




18



19

P36 & P17 BACK P18 & P35




20




21

P34 & P19 B BACK ACK P20 & P33




22




23

P32 & P21 BACK P22 & P31




24




25

P30 & P23 BACK P24 & P29



26



27

P28 & P25 BACK P26 & P27



28